

# MIGRATION STATISTICS. CHALLENGES FOR STATISTICS LITHUANIA



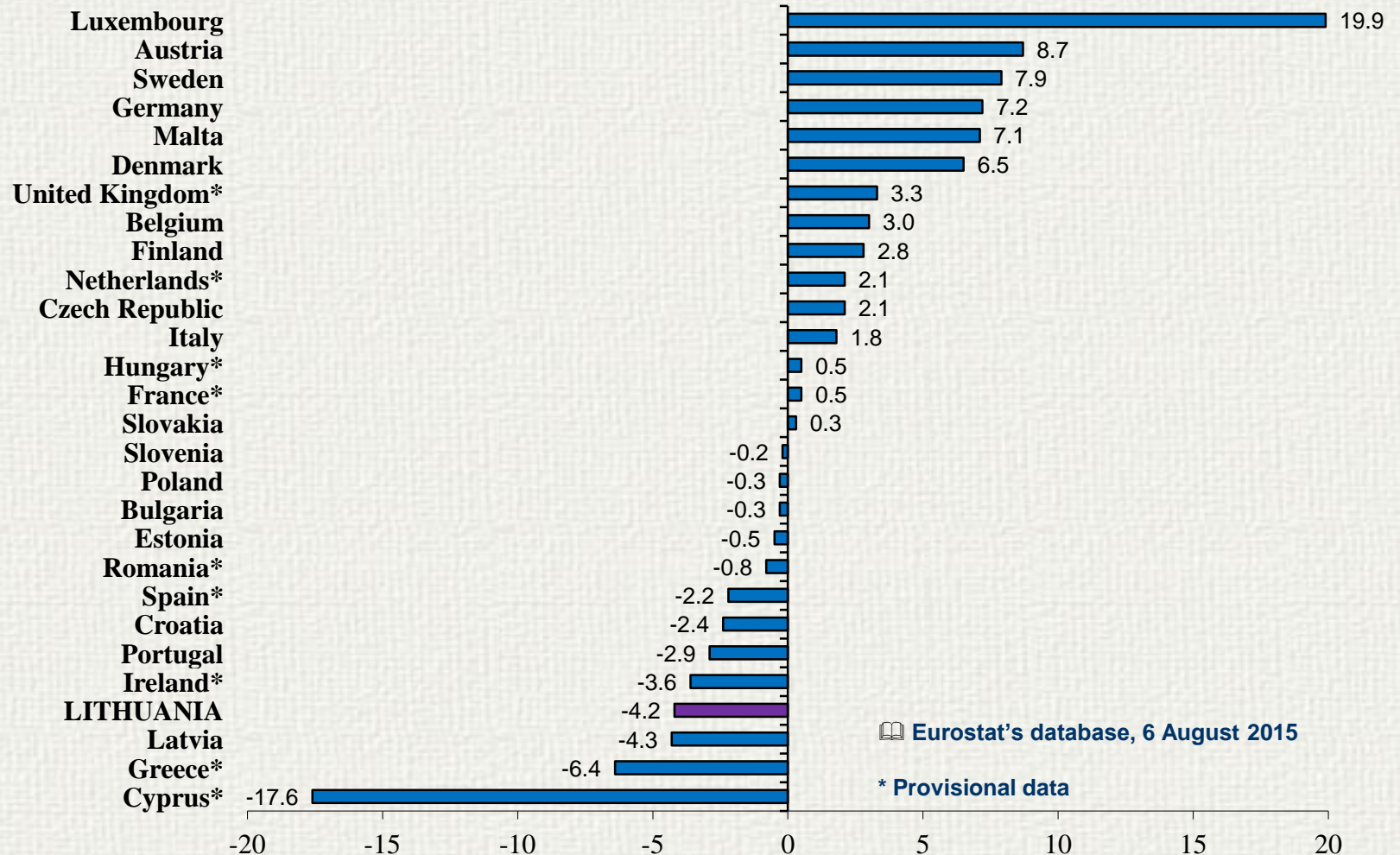
**Inga Masiulaitytė-Šukevič**  
Statistics Lithuania

## OVERVIEW

- General information
- International migration statistics
- Undeclared migration
- Return migration
- Conclusions

# CRUDE NET INTERNATIONAL MIGRATION RATE IN EU MEMBER STATES, 2014

Per 1000 population



Eurostat's database, 6 August 2015

\* Provisional data

24-28 August, 2015, Helsinki, Finland

# INTERNATIONAL MIGRATION STATISTICS IN LITHUANIA

**In 2005–2014,**

**438.5 thousand population emigrated from Lithuania;**

**126 thousand immigrated into Lithuania;**

**net international migration is negative –**

**more than 312 thousand persons emigrated than immigrated.**

# INTERNATIONAL MIGRATION STATISTICS DEFINITIONS

**Emigration** is the departure from a country with the intention to take up permanent residence in another country or for a period longer than 12 months.

**Immigration** is the arrival in a country with the intention to take up permanent residence or for a period longer than 12 months.

**Net international migration** - is the difference between immigration into and emigration from a given area during the year.

From 2008, international migration statistics has been produced following an Regulation (EC) No 862/2007 of the European Parliament and of the Council of 11 July 2007 on Community statistics on migration and international protection and repealing Council Regulation (EEC) No 311/76 on the compilation of statistics on foreign workers (OJ 2007 L 199, p. 23).

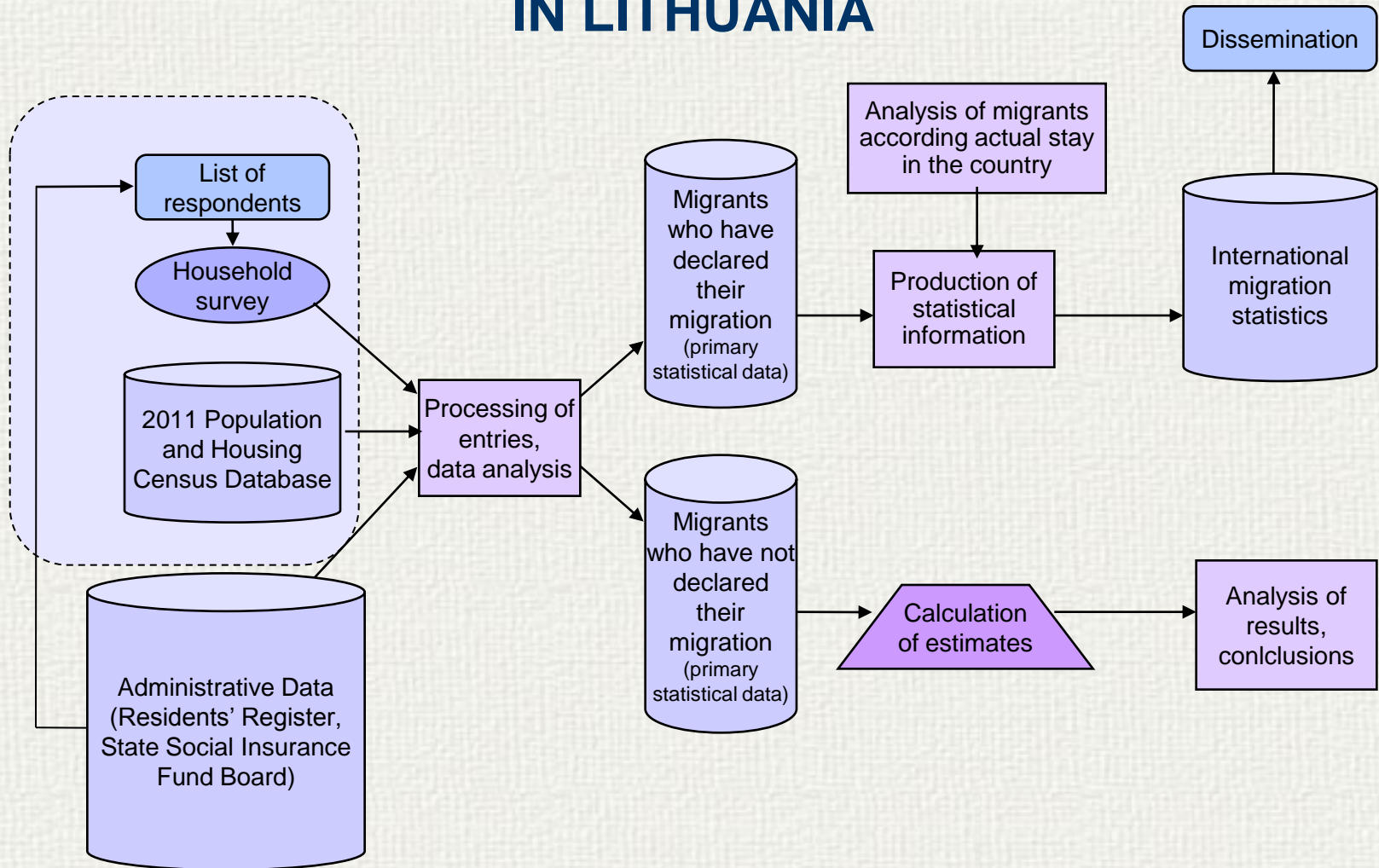
## DATA SOURCES: THE RESIDENTS' REGISTER

- Data from the central database of the Residents' Register Service under the Ministry of the Interior of the Republic of the Lithuania;
- The main data source – data on declaration of the change of place of residence;
- Data of the Residents' Register have a legal value and are based on the personal documents;
- Data are provided to Statistics Lithuania according to an agreement;
- The updated personal data are received daily online;
- Statistical personal data are formed according to the Specification (the selection criteria of Residents' Register and other administrative data sources), which is prepared following the approved Methodology on International Migration Statistics;
- The personal ID code is used for the integration of the data of the Residents' Register into other databases.

## **DATA SOURCES: STATE SOCIAL INSURANCE FUND'S BOARD DB STATISTICAL BUSINESS REGISTER FOREIGNERS REGISTER**

- Personal data (beginning and end of employment) from the database of the State Social Insurance Fund's Board – to measure the employment of emigrants before emigration.
- Data from the Statistical Business Register – to measure the employment of emigrants before emigration by economic activity of the previous workplace.
- Data from Foreigners Register – for more data about the immigration of the citizens of EU member states.

# INTERNATIONAL MIGRATION STATISTICS PRODUCTION PROCESS IN LITHUANIA





# UNDECLARED MIGRATION

# UNDECLARED EMIGRANT

Is a person who has not declared his / her departure from the country and his / her usual place of residence is in an other country or she / he is intending to stay in another country for a period 12 months or longer

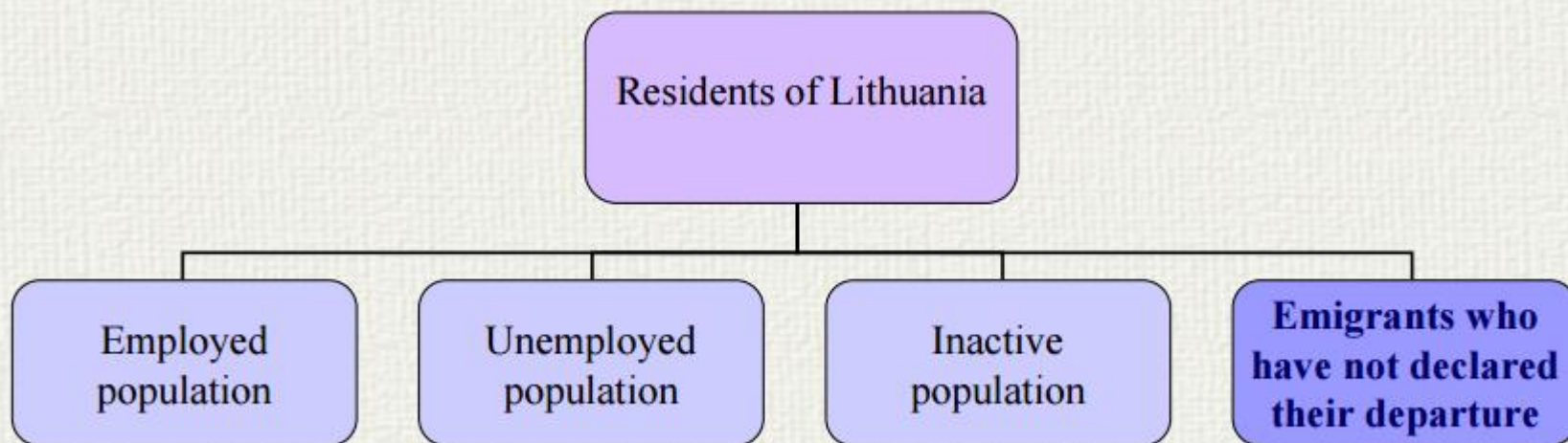
# HISTORY: UNDECLARED EMIGRATION SURVEYS 1

(Annual household survey, I quarter in 2006, 2007, 2008, 2009)

- Questionnaire
  - Questions (about person who emigrated):
    - Age, sex;
    - Educational attainment;
    - Occupation before leaving;
    - Current status (worker, student, other);
    - New country of residence;
    - How many years /months ago she/he left Lithuania;
    - Reason for emigration (work, studies, family reasons, other reasons).
- Framework - LFS by supplementing module on undeclared migration;
- One-stage simple random size, sampling frame – Population Register;
- Estimated undeclared emigration flows for 2001–2009.
- Data obtained compared (at personal level, according to confidentiality rules) with databases of Population Register and the State Social Insurance Fund Board

## HISTORY: UNDECLARED EMIGRATION SURVEYS 2

(Annual household survey, I quarter in 2006, 2007, 2008, 2009)



- Data obtained compared (at personal level, according to confidentiality rules) with databases of Population Register and the State Social Insurance Fund Board
- Only each second-third emigrant declared his/her departure from Lithuania. Coefficient of variation for the number of emigrants who had not declared their departure ranged about 15 percent.

# HISTORY: UNDECLARED EMIGRATION SURVEYS 3

## Results

Only each second-third emigrant declared his/her departure from Lithuania. Coefficient of variation for the number of emigrants who had not declared their departure ranged about 15 percent.

In 2010, the obligation was laid down in the Law on Health Insurance of the Republic of Lithuania for permanent residents to pay compulsory health insurance contributions.

Since the year 2010 the Undeclared emigration survey has been terminated.

# INTER-CENSUS REVISIONS IN LITHUANIA

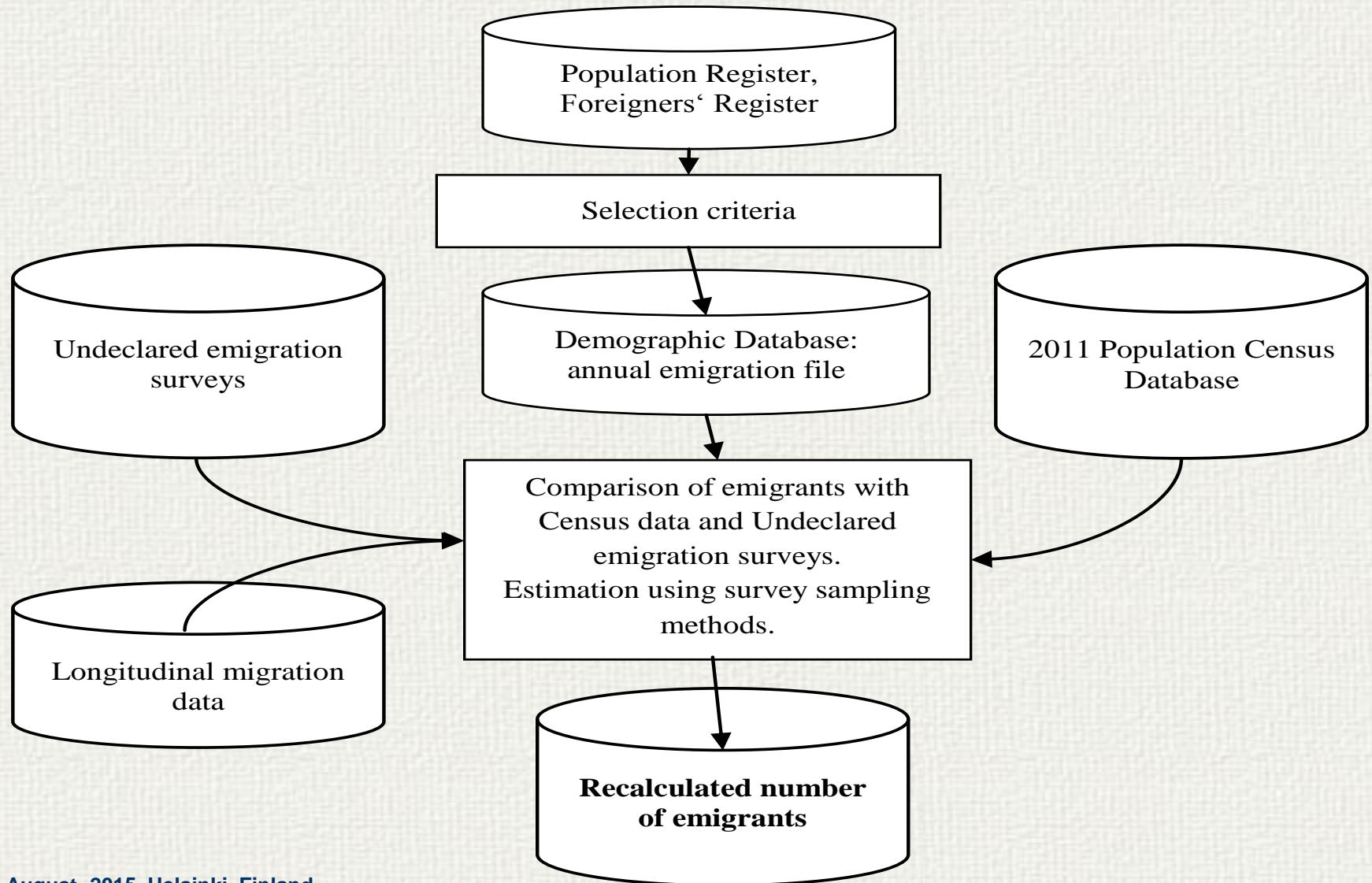
## 2011 Lithuanian Population and Household Census Results

- More than 60 thousand persons should be enumerated as undeclared emigrants additionally
- Population structure was changed

## Inter-census revisions done

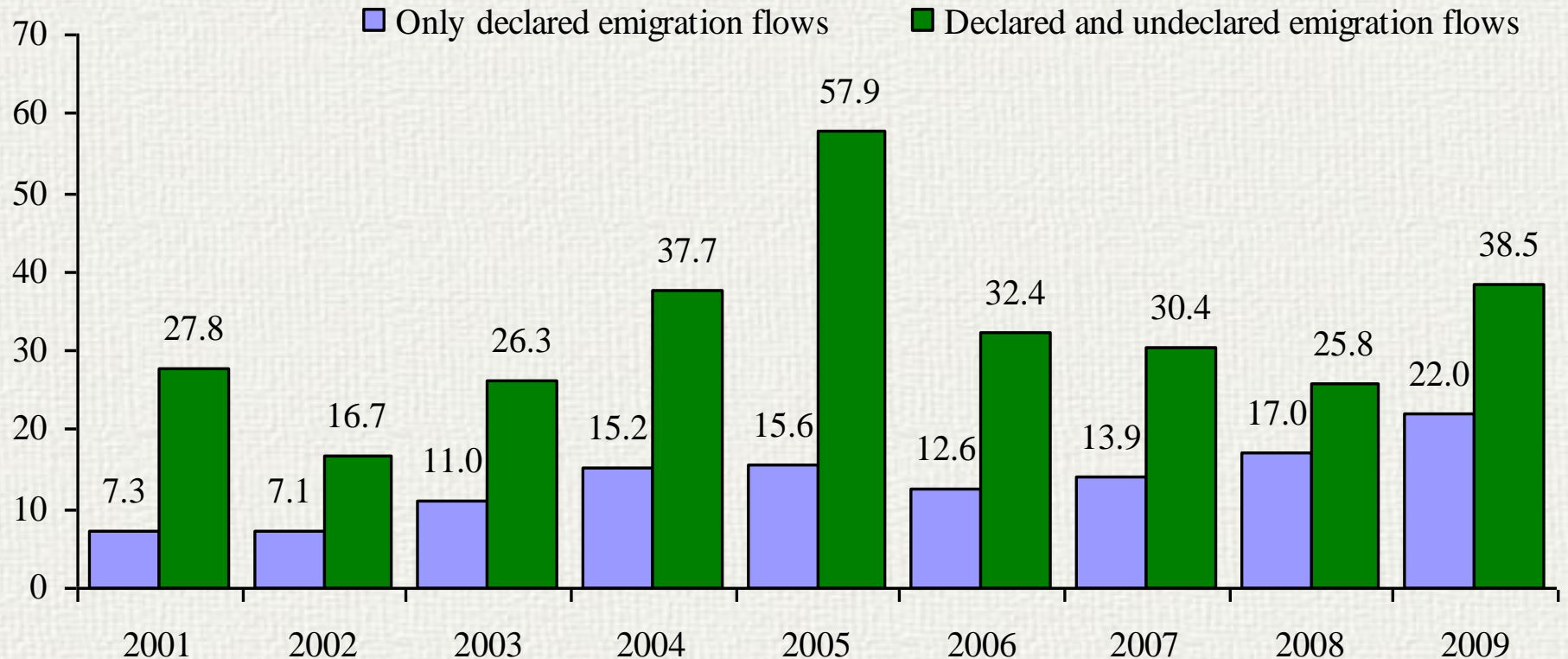
- Number of emigrants by different breakdowns (total, sex, age, year of emigration, and etc.)
- Number of live births who born abroad
- Population number by different breakdowns

# PROCESS OF INTER-CENSUS REVISION OF EMIGRATION FLOWS IN LITHUANIA



# DECLARED AND REVISED NON-DECLARED EMIGRATION

Thousand





# UNDERCLARED MIGRATION STUDY, 2015

## **Aim of the study**

Estimation of existence of undeclared migration

## **Population frame**

All Lithuanian usual resident population

## **Study variable**

Persons selected from Residents' Register (usual resident; migrant who have not declared their migration) who participated/not participated in LFS survey (reasons of non-response)

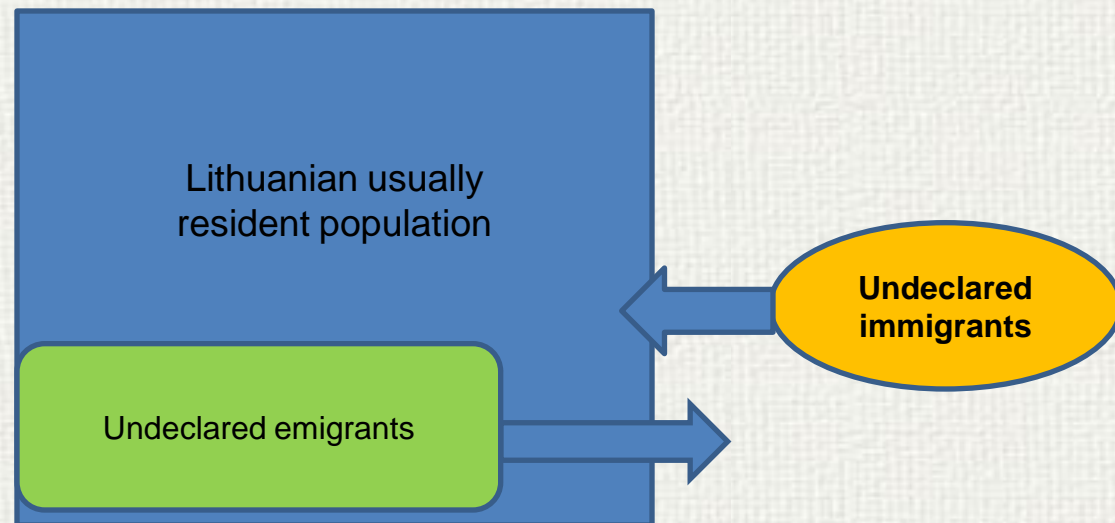
# STUDY VARIABLES

**Usually resident population** means all persons having their usual residence in a certain territory (time criteria – 12 month and longer for living or with intention for staying).

Usual residence refers to the legal or declared place of residence where person normally spends the daily period of rest, regardless of temporary absence for purposes of recreation, holidays, visits to friends and relatives, business, medical treatment or religious pilgrimage.

**Undeclared emigrants** are persons who has not declared their departure from the country and their usual place of residence in a country or their intending to stay in another country for a period 12 months or longer.

**Undeclared immigrant** are persons who has not declared their arrival to the country and their usual place of residence in a country or their intending to stay in country for a period 12 months or longer.



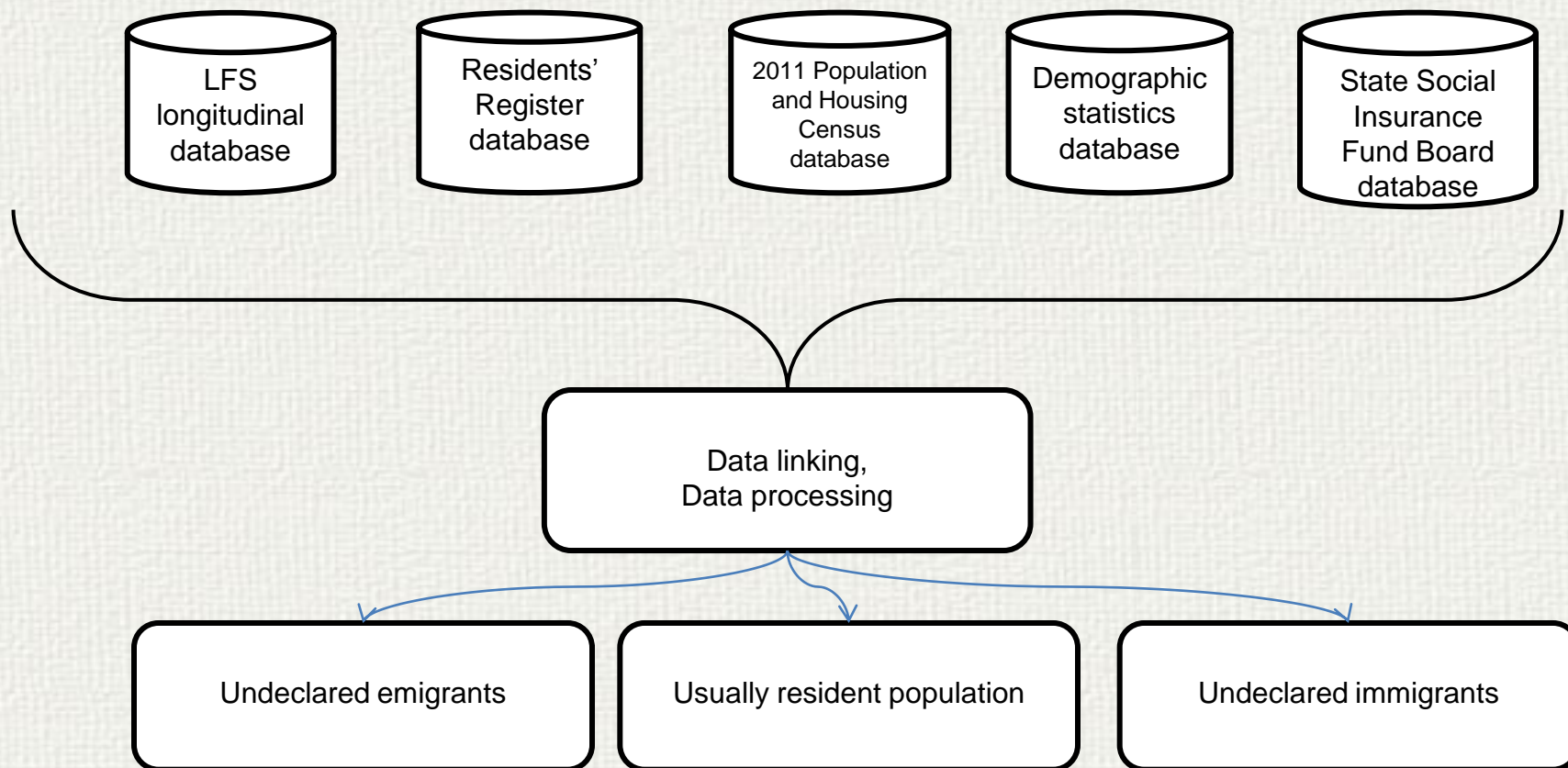
# SCHEME OF ESTIMATION 1

Sample frame - Persons of Labour Force Survey (LFS) 2013 III quarter.

The personal ID was used for preparation of longitudinal database of LFS 2012 III quarter -2015 I quarter data.

	2012		2013				2014				2015
	III Q	IV Q	I Q	II Q	III Q	IV Q	I Q	II Q	III Q	IV Q	I Q
A	Yellow	Yellow			Yellow	Green					
B		Yellow	Yellow			Green	Yellow				
C			Yellow	Yellow			Yellow	Yellow			
D				Yellow	Yellow			Yellow	Yellow		
E					Yellow	Green			Yellow	Yellow	
F						Green	Yellow			Yellow	Yellow

## SCHEME OF ESTIMATION 2



# CRITERIA FOR SELECTION 1

## Criteria for selection of UNDECLARED EMIGRANT

Person did not participated in LFS survey for 4 quarters. Reasons for non-response: person was leaving abroad;

Person was in Residents' Register (on the Census date);

Person participated in Population and Housing Census;

Person did not officially declared his/her departure from the country;

Person had not been working officially during the 1-2 years.

## Criteria for selection of UNDECLARED IMMIGRANT

Person participated in LFS survey for 4 quarters;

Person wasn't in Residents' Register (on the Census date);

Person did not participate in Population and Housing Census;

Person did not officially declared his/her arrival to the country.

## CRITERIA FOR SELECTION 2

### Criteria for selection of USUAL RESIDENT PERSON

Person have been participated in LFS survey or person did not participate in LFS survey with other reasons of non-response ;

Person was in Residents' Register (on the Census date);

Person participated in Population and Housing Census;

Person had officially declared his/her arrival to the country or his/her intending to stay in country for a period 12 months or longer after Census date;

Person who was born after Census date.

## ESTIMATION METHOD

- Generalized Regression Estimator
- Auxiliary variables
  - population number by counties
  - breakdown of population by sex,
  - age groups
- Quality measure of estimators
  - Coefficient of variation (%)

## STUDY RESULTS

	Estimators, thousand	Coefficient of variation (%)
Usually resident population, end of year 2013	2947.2	0.02
Undeclared emigrants, 2013	3.5	18.8
Undeclared immigrants, 2011	1.5	29.1



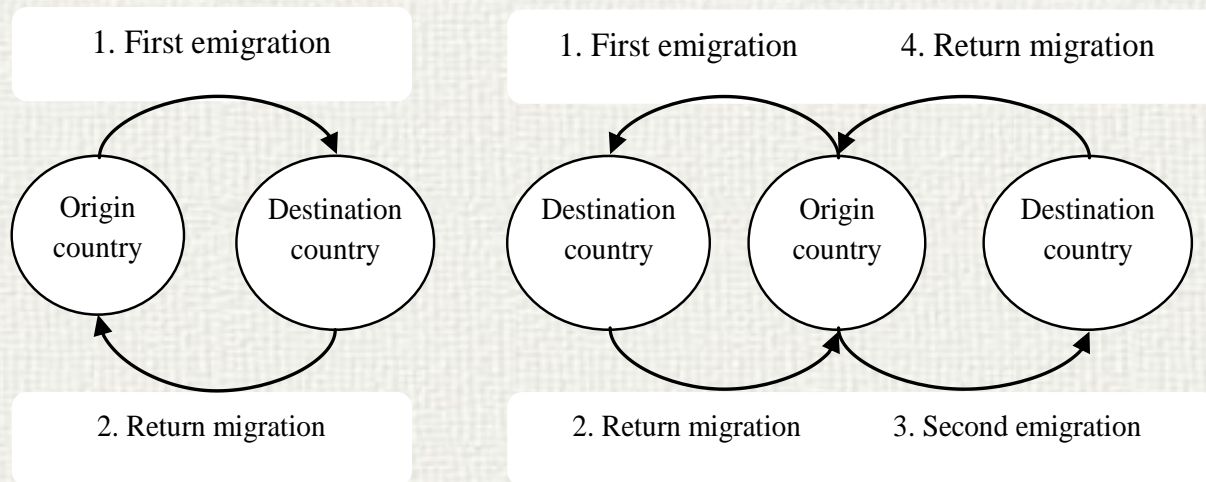
# RETURN MIGRATION

# RETURN MIGRATION

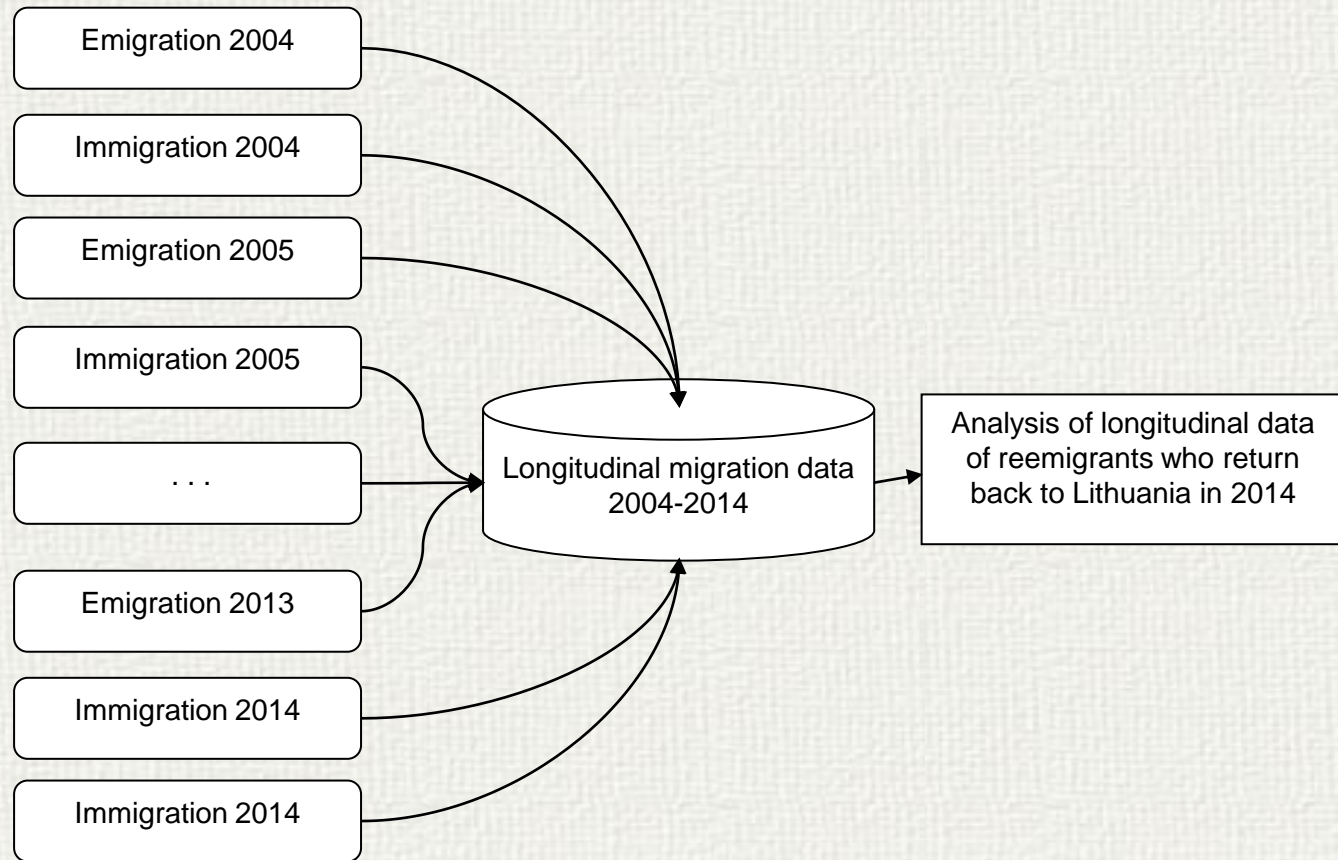
## Definition

Return migrants are “persons returning to their country of citizenship after having been international migrants in another country and who are intending to stay in their own country for at least a year”.

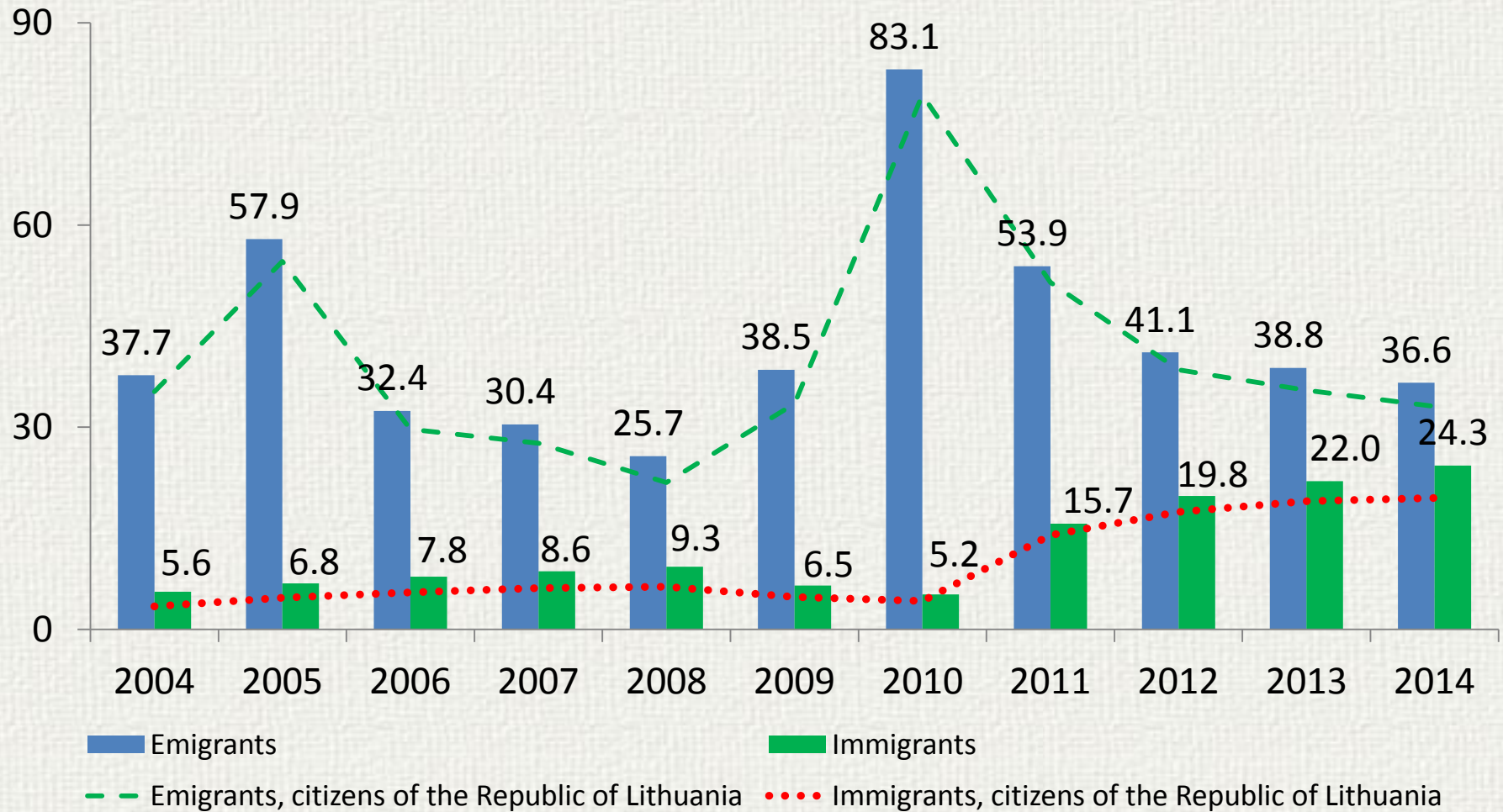
## Main cases of return migration in Lithuania



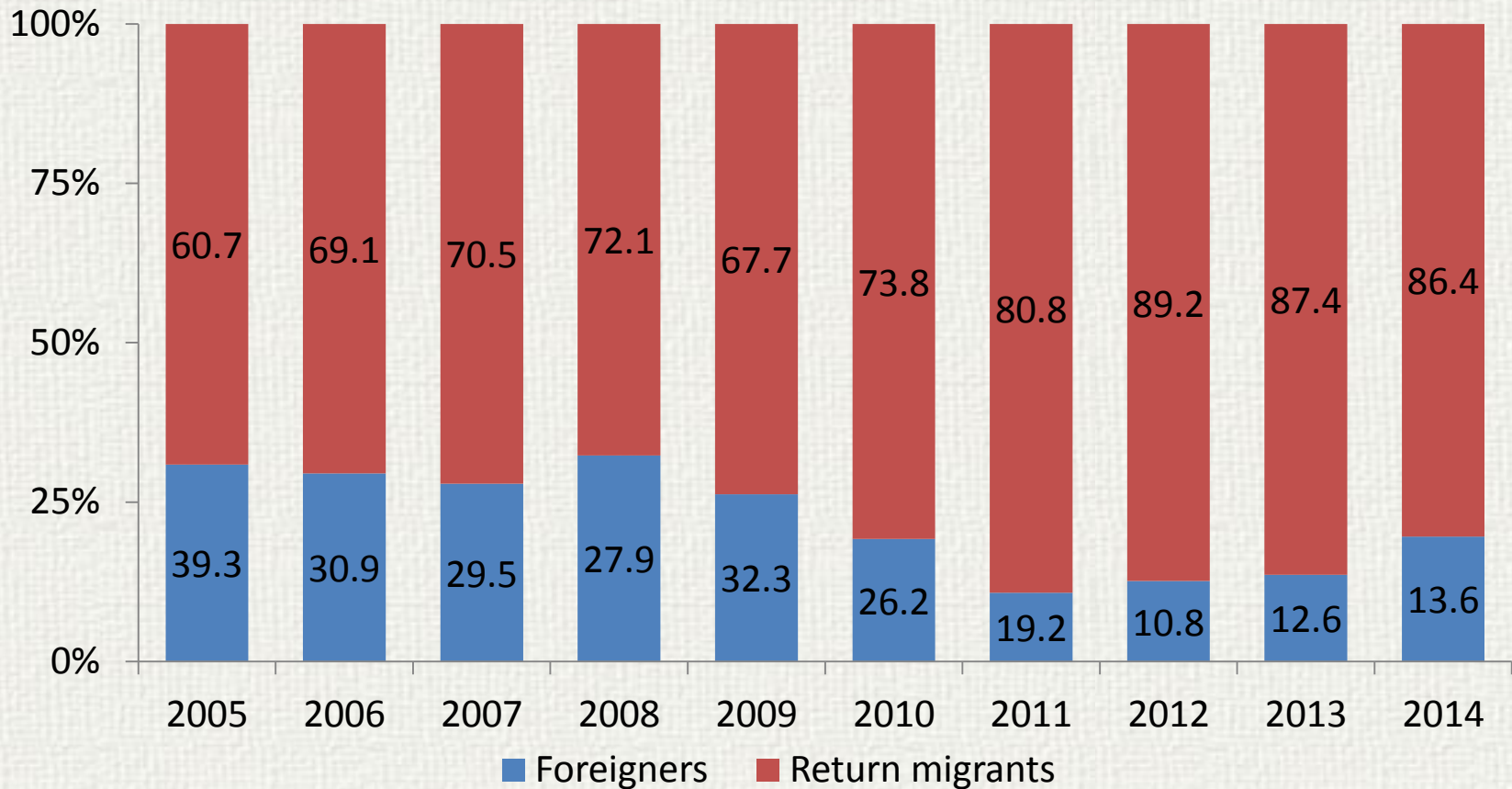
# LONGITUDINAL MIGRATION DATA



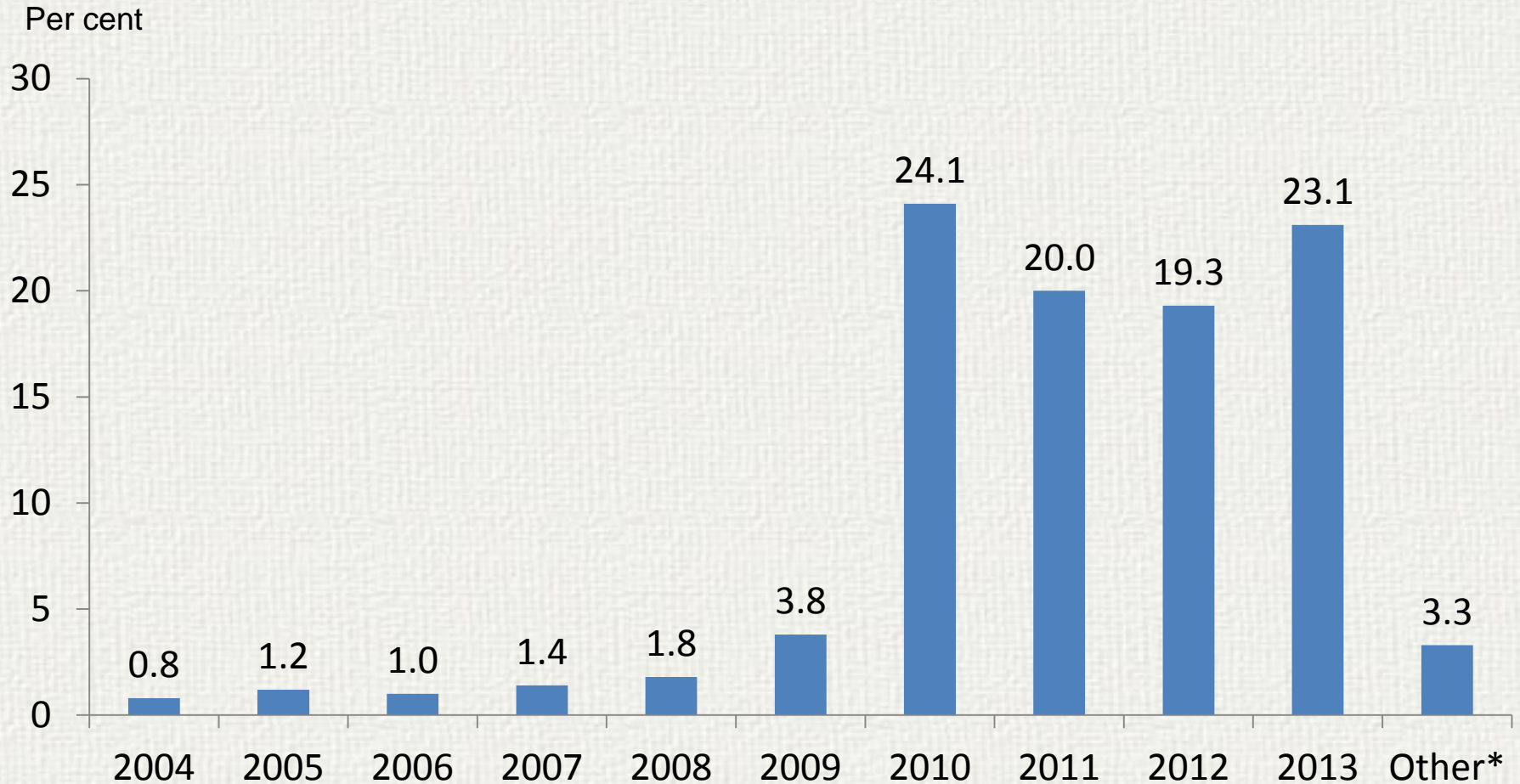
# INTERNATIONAL MIGRATION IN LITHUANIA



## RETURN MIGRANTS AND FOREIGNERS DECLARED THEIR ARRIVAL IN LITHUANIA



## RETURN MIGRANTS BY EMIGRATION FROM LITHUANIA YEAR



\* - - Included persons, who emigrated before year 2004, who not declare their emigration

# RETURN MIGRANTS BY DURATION OF STAY ABROAD

Cumulated per cent



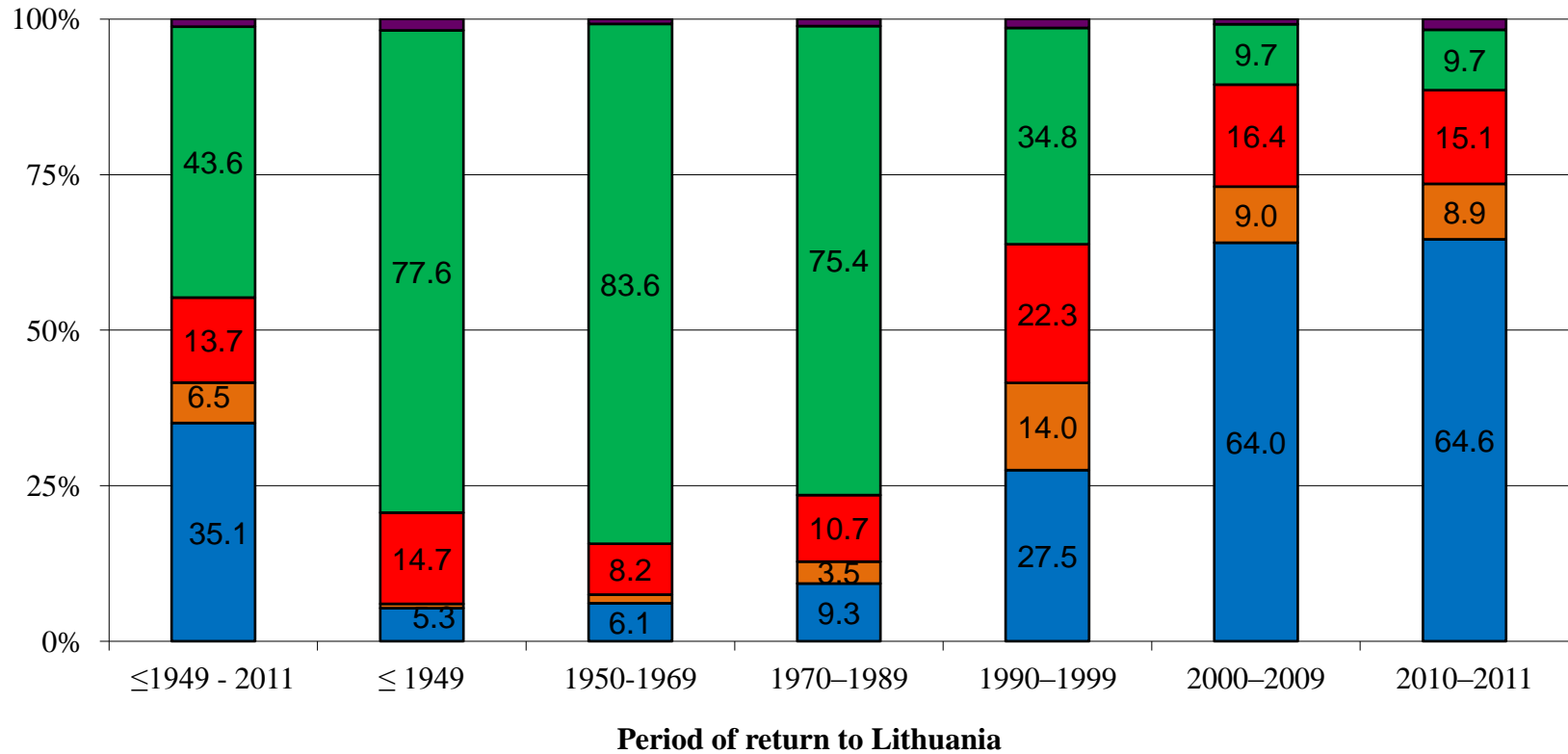
# 2011 LITHUANIAN POPULATION AND HOUSING CENSUS

205.9 thousand (7 per cent) residents of Lithuania have ever lived abroad for one year or longer.

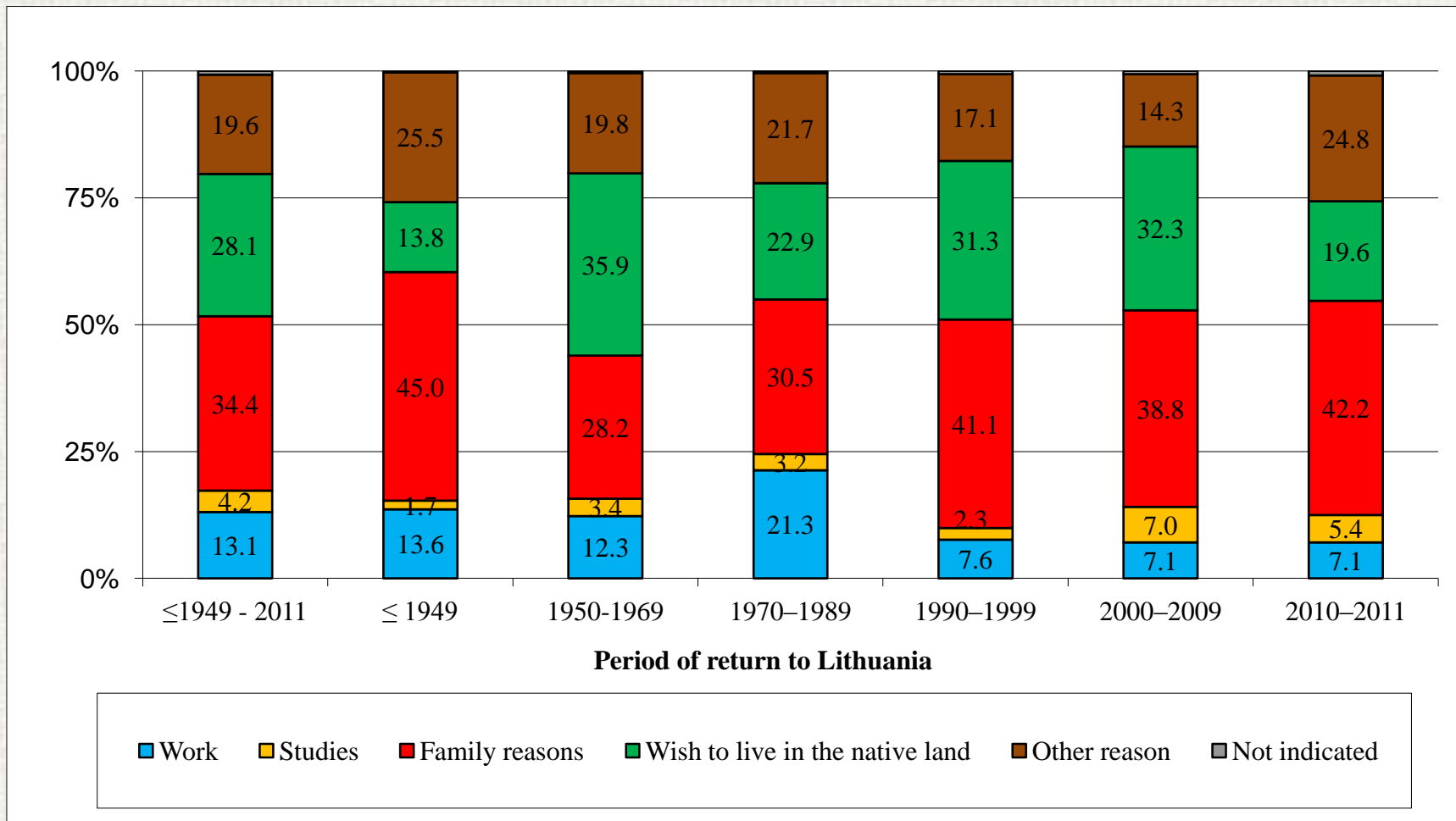
81.6 thousand (40 per cent) were living in Russia;  
24.1 thousand (12 per cent) – in Belarus,  
20.2 thousand (10 per cent) – in United Kingdom,  
10.6 thousand (5 per cent) – in Ireland,  
10.5 thousand (5 per cent) – in Ukraine.



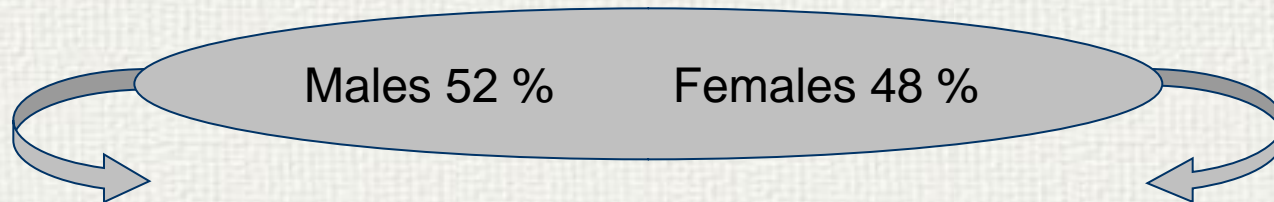
# RETURN MIGRANTS BY MAIN REASON OF DEPARTURE AND PERIOD OF RETURN TO LITHUANIA



## POPULATION WHO LIVED ABROAD FOR ONE YEAR OR LONGER BY MAIN REASON AND PERIOD OF ARRIVAL IN (RETURN) TO



## THE PORTRAIT OF TYPICAL RETURN MIGRANT FROM LITHUANIA, 2014



- ◆ Age – 20–39 years
- ◆ Marital status – single (51%) 18 years and older
- ◆ Duration of stay abroad – 85% stay abroad less than 3 years
- ◆ Main reason for departure – Work (Census data)
- ◆ Main reason for arrival – Family reasons,  
– Wish to live in the native land (Census data)

## CONCLUSIONS

- The study results about undeclared migrants show that the undeclared emigration and immigration in 2013 is very small. The emigrated persons have interest in declaring their departure because of usual residents must pay compulsory health insurance contributions.
- Different data sources gave a deeper view about return migrants.
- In the years 2015-2016, the implementation of the EU Regulation on European demographic statistics remains the top priority for Statistics Lithuania.
- Preparation work for the 2021 Population Census based on the administrative data.

**Thank you!**